

Portfolio Reports

MONTHLY REPORT

PORTFOLIO: Human settlement and Land Development


MONTH: December 2025

MEMBER RESPONSIBLE FOR THIS PORTFOLIO: Francois Hattingh

List of half-finished houses:

An email was sent to the MM concerning all unfinished and partially constructed houses. A response was received but did not show accurate information, other properties were added to the list as well.

Signature:



Date:

02nd of December 2025

Monthly Report: November

Portfolio: Road, Storm Water & Public Works

Member: Simon Matlala

Date: 2 December 2025

Purpose of the Report

The purpose of this report is to ensure that community members receive effective and timely service delivery from the municipality.

Streets Attended To

- Dahlia Street: Potholes have been filled.

Streets Still Requiring Attention

- Lelie Avenue – Only half of the street was attended to; many potholes still need to be repaired.
- Aster Street – Condition is very bad and requires urgent attention.
- Vygie Street – Severe potholes; needs attention.
- Olienhout Street – Very bad condition; potholes at numbers 49, 96, and 1 need to be fixed.
- Waterberry Street – Severe potholes near numbers 75, 77, and 136 require attention.
- Sewer (Riool) at Van Rensburg Stadium – Sewer is flowing into the veld; needs urgent intervention.

Conclusion

We urgently request assistance with the potholes and related infrastructure issues listed above. These problems pose a serious challenge to road users and require immediate action. However, we also wish to express our appreciation for the work already completed — thank you for attending to the streets that have been serviced.

Signature:

SIMON SELLO MATLALA

02-Dec-25

PORTFOLIO : PUBLIC SAFETY, WARD 14, FOCHVILLE.

MONTH : Dec-25

MEMBER RESPONSIBLE FOR THIS PORTFOLIO : JC VAN DER MERWE

1.) ELECTRICAL CABLE FAULTS / THEFT OUTAGES :

ELECTRICAL OUTAGES DUE TO WHEATER, BUT BIGGEST OUTAGES WAS AMARILLA AVE.
SECURITY COMPANIES / CPF / AFRIFORUM / SAPS AND WARDENS DID PATROLS
AT ALL AFFECTED AREAS.

2.) BURGLARIES / STOLEN ITEMS :

PALM STREET BURGLARIES STILL ONGOING, BELIEVE TO BE PEOPLE STAYING IN THERE.
KIEPERSOL ALSO A TARGETED STREET.

3.) C.P.F.

SEVERAL OPERATIONS TOGETHER WITH SAPS CONDUCTED IN OUTERSKIRTS OF WARD.

4.) ACCIDENTS :

SEVERAL ON THE N12 AND R500.

5.) CAMERA SYSTEMS :

STILL SAME AS PREVIOUS REPORT.

6.) SPEED HUMBS :

I DROVE ALL STREETS TO INVESTIGATE EVERY SPEEDHUMB.
ALL BE PAINTED, SOME FADED A BIT OR COVERED BY SAND.

7.) POTHOLES :

STILL SAME AS PREVIOUS REPORT.

8.) PUBLIC SAFETY DEPARTMENT :

STILL SAME AS PREVIOUS REPORT.

9.) MISSING PERSONS REPORT :

NO REPORTS FOR THE MONTH

10.) INCOMPLETED HOUSES :

STILL SAME AS PREVIOUS REPORT.

11.) FIELD FIRES :

ONE OR 2 SMALL FIRES BEEN REPORTED BUT RAIN SET IT OUT OF COMMUNITY.


12.) WATER CRISIS :

STILL ONGOING. NOBODY SEEMS TO HAVE THE POWER TO OVER RUN THE PROBLEM.

I HAD A DISCUSSIONS WITH " DAWIE HARMAN " AS SUGGESTED.

HE SAID TO ME, HE AND CARLOS SITTING IN THE SECTION 80 PUBLIC SAFETY MEETINGS.
ACCORDING TO HIM, ITS BASICLY A MEETING WHEREBY COMPLAINS / SUGGESTIONS
BEEN PUT ON THE TABLE TO BE NOTED AND THEN A AGENDA BEEN SEND TO COUNCIL
ON ALL BURNING POINTS.

IF ANY ISSUES OF OUR WARD TO BE IMPORTANT, THE WARD COUNCILAR WILL SHARE.



JC VD MERWE

0828008668

LED Report – 2 December 2025

The month leading into 2 December 2025 reflects continued deterioration in the socioeconomic and service delivery environment of Merafong City, with Ward 14 again carrying a disproportionate burden of the failures in governance, infrastructure management, and basic service provision.

1. Overall Context

Service delivery continues to decline across the municipality, with no measurable improvement in reliability, communication, or operational planning. Businesses, households, and welfare institutions remain under severe pressure, and all economic indicators for Fochville, Kokosi, Greenspark, and Khutsong remain negative.

2. Water Crisis: Rand Water–Merafong Dispute

The dispute between Rand Water and Merafong City has escalated, with Merafong's arrears surpassing R1.4 billion. Rand Water has implemented strict supply throttling in response to long-standing non-payment and breach of contractual obligations.

This has resulted in:

- Chronic under-supply to the entire Fochville zone,
- Daily system shutdowns and pressure failures,
- Zero communication and no recovery plans from Merafong City.

Merafong continues to blame Rand Water publicly, but the underlying cause remains mismanagement, non-payment, and years of neglect in infrastructure maintenance.

3. Ward 14: Three Weeks Without Water

Ward 14 has now entered its third consecutive week without water. The impact is severe and escalating:

- SAVF Retirement Village and Frail Care Unit are in crisis, with conditions described as inhumane. Elderly residents are going without basic hygiene, sanitation, and medical washing requirements.
- Entire residential blocks in Fochville, Kokosi, Greenspark, and Khotsong have had little to no supply, relying on ad-hoc tanker deliveries—often delayed or never arriving.
- Local businesses are unable to operate sustainably and are experiencing direct revenue loss.
- Schools and ECD centres are functioning under unsafe conditions.
- Public health risks are increasing, including sanitation failures and stagnant water contamination.

Despite multiple urgent escalations, Merafong has provided no workable plan, no timelines, and no credible communication with Ward 14 leadership.

4. Economic Impact (LED Perspective)

The ongoing water crisis, combined with failing electricity infrastructure and shutdowns, is accelerating economic contraction.

Key indicators:

- No new investment interest in the area.
- Decline in existing business turnover.
- Increased business closures.
- Loss of jobs, particularly in service-based sectors.
- Zero progress on any LED initiative due to instability of basic services.

Community morale is extremely low, trust in the council is nonexistent, and the environment remains hostile to any form of economic recovery.

5. Governance and Administration

Attempts to contact the Acting Municipal Manager, technical services, or relevant officials remain unproductive. Complaints, requests for intervention, and formal enquiries go unanswered. There is no operational accountability, no crisis management, and no visible leadership presence.

Conclusion

The municipality is in a sustained state of deterioration. Critical infrastructure failures have reached emergency levels, and Ward 14 remains one of the hardest-hit areas. Without external intervention—either provincial or judicial—there is no foreseeable path toward improvement.

Yours faithfully,



2-12-25

Jaco van der Merwe

LED: Ward 14 Portfolio

MONTHLY REPORT

PORTFOLIO: Intergraded Environmental Management

MONTH: December 2025

MEMBER RESPONSIBLE FOR THIS PORTFOLIO: Heidi Hattingh

We are still awaiting feedback from Merafong.


There is ongoing rubbish accumulation throughout Ward 14.

Sidewalk trees in Ward 14 have yet to be trimmed.

Previously reported potholes remained unaddressed.

The dumping truck has returned to Kiaat 11 Fochville on a Saturday. Could you please clarify the reason for this occurrence?

Signature:



Date:

02nd of December 2025

**ITEM: FRUITLESS AND WASTEFUL EXPENDITURE FOR THE FINANCIAL YEAR
2025/2026 FOR THE MONTH OF OCTOBER 2025**

1. PURPOSE OF THE REPORT

The purpose of the item is to inform Section 80 on Fruitless and Wasteful Expenditure for the month of October 2025 of 2025/2026 financial year, which may constitute Fruitless and Wasteful Expenditure and to take appropriate steps to address this.

2. STRATEGIC OBJECTIVE

The strategic objective of this matter is under-sound financial management and viability.

3. RISK IMPLICATIONS

Non-compliance to Section 32 of the Municipal Finance Management Act, 2003 (MFMA)

4. POLICY IMPLICATIONS

Ensure compliance in terms of section 32 of the MFMA

5. LEGAL IMPLICATIONS

Non-compliance to Section 32 of the Municipal Finance Management Act, 2003

6. FINANCIAL IMPLICATIONS

The financial implication is stated as further detailed below.

DISCUSSION:

Section 32 of the MFMA determines the following:

- 1) Without limiting the liability in terms of the common law or other legislation-***
- 2) A municipality must recover unauthorized, irregular, fruitless and wasteful expenditure from the person liable for that expenditure unless the expenditure –***
 - a) In the case of irregular or fruitless and wasteful expenditure, is after investigation by a council committee certified as irrecoverable and written off by the council.***

Fruitless and Wasteful Expenditure

- Means expenditure that was made in vain and would have been avoided had reasonable care been exercised.***
- Fruitless Expenditure for the month of October 2025 of 2025/2026 financial period amounts to R 26 443 265.86 which is largely caused by the interest charged on outstanding balance on Eskom and Rand water accounts.***

Section 32 of the MFMA provides that the accounting officer of the Municipality must inform the Mayor, the MEC and the Auditor General in writing of any irregular and Fruitless and Wasteful expenditure incurred by the municipality. The accounting officer must also inform them if any person is responsible or under investigation for such expenditure and the steps that have been taken to rectify such expenditure.

RECOMMENDATIONS:

- a) That Section 80 notes the identified Fruitless and Wasteful Expenditure for the month of October 2025 of the 2025/2026 Financial Year amounting **R 26 443 265.86** in terms of Section 32 of the MFMA.
- b) That Section 80 Committee refers the identified Fruitless and Wasteful Expenditure for the Financial Year 2025/2026 for the month of October 2025 amounting R 26 443 265.86 to Council and MPAC for consideration and analysis in terms of Section 32 of the MFMA. **Refer to the table below - Annexure "A"**

Register of
Fruitless
and
Wasteful
Expenditure
2025/2026

ANNEXURE
A

Name of Municipality: Merafong City Local Municipality

No	Date of discovery	Date Reported to Accounting Officer	Vendor name	Date of Invoice/Statement	Transaction details		Description of Incident	Person Liable (Official or Political Office Bearer)	Type of Prohibited Expenditure	Status					General comments
					Payment Number	Total Amount at 30 October 2025				UI	DP	CC	TR	P	
1	20251107	20251110	Rand water	20251101	Interest not paid	1 684 270.67	Interest on account-514 Carletonville	HOD Infrastructure and HOD Finance	Fruitless and Wasteful Expenditure	N/A	N/A	N/A	N/A	In Progress	N/A Matter to be referred to Council and MPAC for consideration
2	20251107	20251110	Rand water	20251101	Interest not paid	1 590 401.99	Interest on account-521 Fochville	HOD Infrastructure and HOD Finance	Fruitless and Wasteful Expenditure	N/A	N/A	N/A	N/A	In Progress	N/A Matter to be referred to Council and MPAC for consideration
3	20251107	20251110	Rand water	20251101	Interest not paid	2 161 370.66	Interest on account-538 Khutsong	HOD Infrastructure and HOD Finance	Fruitless and Wasteful Expenditure	N/A	N/A	N/A	N/A	In Progress	N/A Matter to be referred to Council and MPAC for consideration
4	20251107	20251110	Rand water	20251101	Interest not paid	1 248 195.46	Interest on account-566 Wedela	HOD Infrastructure and HOD Finance	Fruitless and Wasteful Expenditure	N/A	N/A	N/A	N/A	In Progress	N/A Matter to be referred to Council and MPAC for consideration
5	20251107	20251110	Rand water	20251101	Interest not paid	367 414.95	Interest on account-326 GFI Mining SA	HOD Infrastructure and HOD Finance	Fruitless and Wasteful Expenditure	N/A	N/A	N/A	N/A	In Progress	N/A Matter to be referred to Council and MPAC for consideration
5	20251107	20251110	Rand water	20251101	Interest not paid	0.93	Interest on account-327 Blyvooruitzicht	HOD Infrastructure and HOD Finance	Fruitless and Wasteful Expenditure	N/A	N/A	N/A	N/A	In Progress	N/A Matter to be referred to Council and MPAC for consideration
6	20251107	20251110	Rand water	20251101	Interest not paid	934 642.81	Interest on account-328 Blyvooruitzicht	HOD Infrastructure and HOD Finance	Fruitless and Wasteful Expenditure	N/A	N/A	N/A	N/A	In Progress	N/A Matter to be referred to Council and MPAC for consideration
7	20251107	20251110	Rand water	20251101	Interest not paid	3 083 697.77	Interest on account-362 Golden core	HOD Infrastructure and HOD Finance	Fruitless and Wasteful Expenditure	N/A	N/A	N/A	N/A	In Progress	N/A Matter to be referred to Council and MPAC for consideration

8	20251107	20251110	Rand water	20251101	Interest not paid	3 067 059.20	Interest on account-372 Elandsrand Gold mine	HOD Infrastructure and Finance	N/A	N/A	N/A	In Progress	N/A	Matter to be referred to Council and MPAC for consideration
9	20251107	20251110	Rand water	20251101	Interest not paid	128 547.83	Interest on account-374 Deelkraal Gold mine	HOD Infrastructure and Finance	N/A	N/A	N/A	In Progress	N/A	Matter to be referred to Council and MPAC for consideration
10	20251107	20251110	Eskom Holdings	20251103	Interest not paid	8 048 212.37	Interest on account-8739682797 Carletonville	HOD Energy and Finance	N/A	N/A	N/A	In Progress	N/A	Matter to be referred to Council and MPAC for consideration
11	20251107	20251110	Eskom Holdings	20251104	Interest not paid	3 949 668.08	Interest on account-6230165898 Fochville	HOD Energy and Finance	N/A	N/A	N/A	In Progress	N/A	Matter to be referred to Council and MPAC for consideration
12	20251107	20251110	Eskom Holdings	20251028	Interest not paid	84 923.15	Interest on account-6386171987 Wedela	HOD Energy and Finance	N/A	N/A	N/A	In Progress	N/A	Matter to be referred to Council and MPAC for consideration
13	20251107	20251110	Eskom Holdings	20251103	Interest not paid	92 638.01	Interest on account-9901680957 Blybank	HOD Energy and Finance	N/A	N/A	N/A	In Progress	N/A	Matter to be referred to Council and MPAC for consideration
14	20251107	20251110	Eskom Holdings	20251008	Interest not paid	104.63	Interest on account-7466497823 Prepaid FBE-Munic	HOD Energy and Finance	N/A	N/A	N/A	In Progress	N/A	Matter to be referred to Council and MPAC for consideration
15	20251107	20251110	Office of the Auditor-General	20250930	Interest not paid	64.84	Interest on Invoice FC-91933	HOD Energy and Finance	N/A	N/A	N/A	In Progress	N/A	Matter to be referred to Council and MPAC for consideration
16	20251107	20251110	Office of the Auditor-General	20250931	Interest not paid	2 052.51	Interest charged on previous Invoice:232211	HOD Energy and Finance	N/A	N/A	N/A	In Progress	N/A	Matter to be referred to Council and MPAC for consideration
						26 443 265.86								

Total

Abbreviations:

UI:	Irregular expenditure Under Investigation
DP:	Disciplinary process initiated against responsible person
CC:	Criminal charges laid with SAPS
TR	Transferred to receivables for recovery
P:	Paid or in process of paying in installments
WO:	Written-off by council as irrecoverable

Prepared by: Noluuyo Mandulo
Creditors Clerk

Reviewed by: Gift Matshete
Accountant: Expenditure

Authorised by: Leah Maki
Acting Manager: Expenditure

ITEM: IRREGULAR EXPENDITURE FOR THE MONTH OF OCTOBER 2025/2026
FINANCIAL YEAR

1. PURPOSE OF THE REPORT

The purpose of the item is to inform Section 80 on Irregular Expenditure for the month of October 2025/2026 financial year, which may constitute Irregular Expenditure and to take appropriate steps to address this.

2. STRATEGIC OBJECTIVE

The strategic objective of this matter is under-sound financial management and viability.

3. RISK IMPLICATIONS

Non-compliance to Section 32 of the Municipal Finance Management Act, 2003 (MFMA)

4. POLICY IMPLICATIONS

Ensure compliance in terms of section 32 of the MFMA

5. LEGAL IMPLICATIONS

None

6. FINANCIAL IMPLICATIONS

The financial implication is stated as further detailed below.

DISCUSSION:

Section 32 of the MFMA determines the following:

- 1) Without limiting the liability in terms of the common law or other legislation-***

Irregular Expenditure

- a) Any political office-bearer or official of a municipality who deliberately or negligently committed, made or authorized a fruitless and wasteful expenditure, is liable for that expenditure.***
- 2) A municipality must recover unauthorized, irregular and fruitless and wasteful expenditure from the person liable for that expenditure unless the expenditure***
—
- a) In the case of unauthorized expenditure, is-***
- i. Authorized in an adjustments budget; or***
- ii. Certified by the Municipal Council, after investigation that by a council committee, as irrecoverable and written off by the council; and***

- b) In the case of irregular or fruitless and wasteful expenditure, is after investigation by a council committee, certified as irrecoverable and written off by Council.**

Irregular Expenditure means.

- Expenditure not in accordance with the requirement of the MFMA, MSA, the Public Office Bearers Act, the Supply Chain Management policy of the municipality or any By-Law giving effect to such policy**
- Council take note that there was Irregular expenditure discovered for October 2025.**
- Irregular Expenditure for the month of October of 2025/2026 amounts to R12 163 348.26 is caused by tenders identified as Irregular Expenditure in the 2023/2024 Financial Year.**

Section 32 of the MFMA provides that the accounting officer of the Municipality must inform the Mayor, the MEC and the Auditor General in writing of any irregular and Fruitless and Wasteful expenditure incurred by the municipality. The accounting officer must also inform them if any person is responsible or under investigation for such expenditure and the steps that have been taken to rectify such expenditure.

RECOMMENDATIONS:

a) That Section 80 note of identified Irregular Expenditure incurred in the month of October 2025/2026 financial period.

b) That Section 80 take note of Irregular Expenditure reported on the month October 2025/2026 financial period amounting R12 163 348.26 submitted.

c) That Section 80 refers to the identified Irregular Expenditure for the Financial Year 2025/2026 for the month of October amounting R12 163 348.26 to Council and MPAC for consideration and analysis in terms of Section 32 of the MFMA. See attached table below - Annexure "A"

Register of Irregular Expenditure for October 2025/2026 Financial Year

No	Date of discovery	Date Reported to Accounting Officer	Transaction details				Person Liable (Official or Political Office Bearer)	Type of Prohibited Expenditure	Status							
			Vendor name	Date of Payment	Payment Number	Total YTD			Description of Incident	UI	D	CC	TR	P	WO	General comments
1	01/11/2025	01/11/2025	AES Consulting	01/10/2025		R180 618.46	Non-compliance with SCM Regulations as, per Auditor General findings in November 2024 after the panel of engineering consultant FY was appointed	PMU Section	Irregular	None	None	None	None	None	None	Matter to be Referred to Council and MPAC for Consideration
2	11/11/2025	11/11/2025	JMS Projects	17/10/2025		R184 172.62	Non-compliance with SCM Regulations as, per Auditor General findings in November 2024 after the panel of engineering consultant FY was appointed	PMU Section	Irregular	None	None	None	None	None	None	Matter to be Referred to Council and MPAC for Consideration

3				Kabe Consulting				R466 433.24 November 2024 after the panel of engineering consultant FY was appointed	Non-compliance with SCM Regulations as, per Auditor General findings in November 2024 after the panel of engineering consultant FY was appointed	PMU Section	Irregular	None	None	None	None	None	None	Matter to be Referred to Council and MPAC for consideration
4.		01/11/2025	01/11/2025	Kabe Consulting		01/10/2025		R126 452.75 November 2024 after the panel of engineering consultant FY was appointed	Non-compliance with SCM Regulations as, per Auditor General findings in November 2024 after the panel of engineering consultant FY was appointed	PMU Section	Irregular	None	None	None	None	None	None	Matter to be Referred to Council and MPAC for Consideration
		01/11/2025	01/11/2025	Kabe Consulting		31/10/2025		R148 260.89 November 2024 after the panel of engineering consultant FY was appointed	Non-compliance with SCM Regulations as, per Auditor General findings in November 2024 after the panel of engineering consultant FY was appointed	PMU Section	Irregular	None	None	None	None	None	None	Matter to be Referred to Council and MPAC for Consideration
		01/11/2025	01/11/2025	Kutlo Consulting Engineers		01/10/2025		R1 697 460.05 November 2024 after the panel of engineering consultant FY was appointed	Non-compliance with SCM Regulations as, per Auditor General findings in November 2024 after the panel of engineering consultant FY was appointed	PMU Section	Irregular	None	None	None	None	None	None	Matter to be Referred to Council and MPAC for consideration
		01/11/2025	01/11/2025	Kutlo Consulting Engineers		10/10/2025		R120 432.46 November 2024 after the panel of engineering consultant FY was appointed	Non-compliance with SCM Regulations as, per Auditor General findings in November 2024 after the panel of engineering consultant FY was appointed	PMU Section	Irregular	None	None	None	None	None	None	Matter to be Referred to Council and MPAC for Consideration
		01/11/2025	01/11/2025	Kutlo Consulting Engineers		10/10/2025		R102 019.56 November 2024 after the panel of engineering consultant FY was appointed	Non-compliance with SCM Regulations as, per Auditor General findings in November 2024 after the panel of engineering consultant FY was appointed	PMU Section	Irregular	None	None	None	None	None	None	Matter to be Referred to Council and MPAC for Consideration

None
None
None
None
None
None

				Kutlo Consulting Engineers				R191 556.07 November 2024 after the panel of engineering consultant FY was appointed	Non-compliance with SCM Regulations as, per Auditor General findings in November 2024 after the panel of engineering consultant FY was appointed	PMU Section	Irregular	None	None	None	None	None	None	Matter to be Referred to Council and MPAC for consideration
				LPS Consulting	01/11/2025	01/11/2025	01/10/2025	R379 924.89 November 2024 after the panel of engineering consultant FY was appointed	Non-compliance with SCM Regulations as, per Auditor General findings in November 2024 after the panel of engineering consultant FY was appointed	PMU Section	Irregular	None	None	None	None	None	None	Matter to be Referred to Council and MPAC for Consideration
				LPS Consulting	01/11/2025	01/11/2025	01/10/2025	R200 295.58 November 2024 after the panel of engineering consultant FY was appointed	Non-compliance with SCM Regulations as, per Auditor General findings in November 2024 after the panel of engineering consultant FY was appointed	PMU Section	Irregular	None	None	None	None	None	None	Matter to be Referred to Council and MPAC for Consideration
				LPS Consulting	01/11/2025	01/11/2025	31/10/2025	R134 624.35 November 2024 after the panel of engineering consultant FY was appointed	Non-compliance with SCM Regulations as, per Auditor General findings in November 2024 after the panel of engineering consultant FY was appointed	PMU Section	Irregular	None	None	None	None	None	None	Matter to be Referred to Council and MPAC for consideration
				LPS Consulting	01/11/2025	01/11/2025	31/10/2025	R639 751.57 November 2024 after the panel of engineering consultant FY was appointed	Non-compliance with SCM Regulations as, per Auditor General findings in November 2024 after the panel of engineering consultant FY was appointed	PMU Section	Irregular	None	None	None	None	None	None	Matter to be Referred to Council and MPAC for Consideration
				LSO Consulting	01/11/2025	01/11/2025	01/10/2025	R1 088 314.19 November 2024 after the panel of engineering consultant FY was appointed	Non-compliance with SCM Regulations as, per Auditor General findings in November 2024 after the panel of engineering consultant FY was appointed	PMU Section	Irregular	None	None	None	None	None	None	Matter to be Referred to Council and MPAC for Consideration

None
None
None
None
None
None

			LSO Consulting				R814 545.32 November 2024 after the panel of engineering consultant FY was appointed	Non-compliance with SCM Regulations as, per Auditor General findings in November 2024 after the panel of engineering consultant FY was appointed	PMU Section	Irregular	None	None	None	None	None	None	Matter to be Referred to Council and MPAC for consideration
			Mayisane & Associates Engineers	01/11/2025	01/11/2025	01/10/2025	R224 115.93 November 2024 after the panel of engineering consultant FY was appointed	Non-compliance with SCM Regulations as, per Auditor General findings in November 2024 after the panel of engineering consultant FY was appointed	PMU Section	Irregular	None	None	None	None	None	None	Matter to be Referred to Council and MPAC for Consideration
			Mayisane & Associates Engineers	01/11/2025	01/11/2025	01/10/2025	R166 603.78 November 2024 after the panel of engineering consultant FY was appointed	Non-compliance with SCM Regulations as, per Auditor General findings in November 2024 after the panel of engineering consultant FY was appointed	PMU Section	Irregular	None	None	None	None	None	None	Matter to be Referred to Council and MPAC for Consideration
			Mayisane & Associates Engineers	01/11/2025	01/11/2025	16/10/2025	R344 050.22 November 2024 after the panel of engineering consultant FY was appointed	Non-compliance with SCM Regulations as, per Auditor General findings in November 2024 after the panel of engineering consultant FY was appointed	PMU Section	Irregular	None	None	None	None	None	None	Matter to be Referred to Council and MPAC for consideration
			Metsweding Consulting Engineers	01/11/2025	01/11/2025	01/10/2025	R196 486.55 November 2024 after the panel of engineering consultant FY was appointed	Non-compliance with SCM Regulations as, per Auditor General findings in November 2024 after the panel of engineering consultant FY was appointed	PMU Section	Irregular	None	None	None	None	None	None	Matter to be Referred to Council and MPAC for Consideration
			Pro-Plan	01/11/2025	01/11/2025	10/10/2025	R28 933.27 November 2024 after the panel of engineering consultant FY was appointed	Non-compliance with SCM Regulations as, per Auditor General findings in November 2024 after the panel of engineering consultant FY was appointed	PMU Section	Irregular	None	None	None	None	None	None	Matter to be Referred to Council and MPAC for Consideration

None
None
None
None
None
None

				SRSQS Quantity Surveyors					R2 000 000.00	Non-compliance with SCM Regulations as, per Auditor General findings in November 2024 after the panel of engineering consultant FY was appointed	PMU Section	Irregular		None	None	None	None	None	None	Matter to be Referred to Council and MPAC for consideration
				TKQ Consulting	01/11/2025	01/11/2025			R333 165.87	Non-compliance with SCM Regulations as, per Auditor General findings in November 2024 after the panel of engineering consultant FY was appointed	PMU Section	Irregular		None	None	None	None	None	None	Matter to be Referred to Council and MPAC for Consideration
				TKQ Consulting	01/11/2025	29/10/2025			R129 424.80	Non-compliance with SCM Regulations as, per Auditor General findings in November 2024 after the panel of engineering consultant FY was appointed	PMU Section	Irregular		None	None	None	None	None	None	Matter to be Referred to Council and MPAC for Consideration
TOTAL																				
R12 163 348.26																				

None
None
None
None
None

Ward	Billing	Collection	Percentage
Ward 1	3 995 449,55	660 162,03	17%
Business	382 029,05	357 907,64	94%
Councillors	909,01	-	0%
Domestic	526 164,56	153 009,27	29%
Indigents	303 375,21	3 100,00	1%
Mines	70 327,65	54 192,08	77%
Municipal	4 569,97	-	0%
National Public Works(Unrecog)	16 623,19	19 078,46	115%
Other	2 668 060,14	72 874,58	3%
Provincial Public Works(Unrecog)	-	-	0%
Staff	23 390,77	-	0%
Ward 2	2 522 457,97	96 591,12	4%
Councillors	767,87	-	0%
Domestic	429 848,87	11 737,43	3%
Indigents	244 389,39	3 451,45	1%
Mines	25,45	-	0%
Municipal	5 515,76	-	0%
National Public Works(Unrecog)	10 643,75	14 151,38	133%
Other	1 808 308,56	61 405,27	3%
Provincial: Education Sec21	4 826,16	5 845,59	121%
Staff	18 132,16	-	0%
Ward 3	532 034,72	2 104,46	0%
Domestic	246 563,02	100,00	0%
Indigents	7 960,85	-	0%
Mines	1 046,49	-	0%
Municipal	1 659,84	-	0%
National Public Works(Unrecog)	2 006,89	277,22	14%
Other	241 444,07	1 727,24	1%
Provincial Public Works(Recog)	888,32	-	0%
Provincial: Education Sec21	26 312,18	-	0%
Staff	4 153,06	-	0%
Ward 4	788 966,39	11 677,08	1%
Domestic	565 999,09	11 277,08	2%
Indigents	30 485,34	400,00	1%
Municipal	92,79	-	0%
National Public Works(Unrecog)	12 079,59	-	0%
Other	175 157,03	-	0%
Provincial Public Works(Recog)	554,66	-	0%
Staff	4 597,89	-	0%

Ward 5	6 159 561,91	1 576 104,09	26%
Business	11 464,48	-	0%
Domestic	8 757,01	402,99	5%
Industrial	6 541,49	-	0%
Mines	5 088 478,46	1 575 701,10	31%
National Public Works(Unrecog)	1 019 012,35	-	0%
Other	1 115,67	-	0%
Provincial Public Works(Recog)	24 192,45	-	0%

Ward 6	1 037 484,25	48 092,75	5%
Business	25,50	-	0%
Councillors	2 575,02	-	0%
Domestic	480 503,08	1 665,96	0%
Indigents	30 025,58	2 857,37	10%
Mines	849,95	-	0%
Municipal	-	-	0%
National Public Works(Unrecog)	20 508,50	-	0%
Other	450 025,61	42 678,92	9%
Provincial Public Works(Unrecog)	40 685,04	-	0%
Staff	12 285,97	890,50	7%

Ward 7	1 617 618,50	293 500,74	18%
Business	37 091,96	-	0%
Councillors	1 239,03	-	0%
Domestic	435 357,19	9 448,62	2%
Indigents	254 416,33	4 450,00	2%
Industrial	1 380,09	100,00	7%
Mines	6 164,14	-	0%
Municipal	10 251,18	-	0%
National Public Works(Unrecog)	45 238,49	13 112,95	29%
Other	744 474,06	266 389,17	36%
Provincial Public Works(Unrecog)	41 431,34	-	0%
Provincial: Education Sec21	15 689,43	-	0%
Provincial: Health	12 468,27	-	0%
Staff	12 416,99	-	0%

Ward 8	684 137,09	6 235,51	1%
Councillors	818,68	-	0%
Domestic	204 040,83	2 684,51	1%
Indigents	27 480,22	-	0%
Mines	2 582,73	-	0%
Municipal	1 669,89	-	0%
National Public Works(Unrecog)	16 533,60	923,10	6%
Other	427 821,55	2 627,90	1%

Staff	3 189,59	-	0%
Ward 9	384 432,86	4 887,13	1%
Business	664,23	-	0%
Councillors	583,10	-	0%
Domestic	235 743,69	3 937,13	2%
Indigents	36 290,13	950,00	3%
Mines	33,97	-	0%
Municipal	49,30	-	0%
National Public Works(Unrecog)	741,92	-	0%
Other	106 508,59	-	0%
Staff	3 817,93	-	0%
Ward 10	1 133 396,83	17 351,85	2%
Business	2 636,89	-	0%
Councillors	900,77	-	0%
Domestic	322 241,19	4 696,30	1%
Indigents	107 286,04	2 371,97	2%
Mines	2 279,80	-	0%
Municipal	4 234,34	-	0%
National Public Works(Unrecog)	15 327,35	78,03	1%
Other	640 397,40	10 205,55	2%
Provincial Public Works(Unrecog)	33 372,60	-	0%
Staff	4 720,45	-	0%
Ward 11	3 370 205,11	119 191,12	4%
Business	24 345,08	33 290,42	137%
Domestic	251 979,82	17 908,69	7%
Indigents	198 916,98	3 232,73	2%
Mines	2 162 540,07	5 136,19	0%
National Public Works(Unrecog)	46 086,38	-	0%
Other	647 580,41	59 623,09	9%
Provincial Public Works(Recog)	25 465,08	-	0%
Staff	13 291,29	-	0%
Ward 12	6 724 380,53	692 525,05	10%
Business	269 524,26	32 476,08	12%
Councillors	4 573,86	-	0%
Domestic	1 053 407,36	295 243,39	28%
Indigents	274 800,87	10 343,52	4%
Mines	1 841 569,21	-	0%
Municipal	122 597,70	-	0%
National Public Works(Recog)	3 072,95	8 354,02	272%
National Public Works(Unrecog)	83 147,35	16 967,17	20%

Other	2 967 797,06	329 140,87	11%
Provincial Public Works(Recog)	12 319,16	-	0%
Staff	91 570,75	-	0%

Ward 13	6 367 091,26	375 829,21	6%
Business	14 449,26	5 096,43	35%
Councillors	414,70	-	0%
Domestic	258 108,13	12 295,51	5%
Indigents	26 984,17	1 858,70	7%
Industrial	2 891,70	-	0%
Mines	5 331 794,11	238 060,75	4%
Municipal	22,10	-	0%
National Public Works(Recog)	3 877,79	14 649,32	378%
National Public Works(Unrecog)	19 766,91	6 386,76	32%
Other	694 721,26	97 481,74	14%
Provincial Public Works(Recog)	12 364,94	-	0%
Staff	1 696,19	-	0%

Ward 14	13 307 072,36	1 473 486,94	11%
Business	99 745,22	44 042,84	44%
Councillors	3 645,78	-	0%
Domestic	1 339 552,96	486 926,80	36%
Indigents	1 466,71	1 839,76	125%
Mines	10 233 616,26	-	0%
Municipal	229,33	-	0%
National Public Works(Unrecog)	28 323,58	16 108,82	57%
Other	1 581 180,29	924 568,72	58%
Staff	19 312,23	-	0%

Ward 15	3 669 421,18	386 835,41	11%
Business	119 115,76	5 807,42	5%
Domestic	15 236,04	618,36	4%
Indigents	842,22	-	0%
Mines	3 488 265,31	191 855,16	6%
National Public Works(Unrecog)	10 869,53	-	0%
Other	35 092,32	188 554,47	537%

Ward 16	6 428 537,53	3 636 406,24	57%
Business	169 066,74	148 003,06	88%
Councillors	7 856,40	-	0%
Domestic	1 066 522,74	673 793,29	63%
Indigents	67 690,36	11 900,39	18%
Mines	1 104 793,57	796 108,23	72%
Municipal	16 057,11	-	0%

National Public Works(Recog)	11 429,36	20 804,04	182%
National Public Works(Unrecog)	141 215,85	101 814,17	72%
Other	3 616 180,92	1 806 041,91	50%
Provincial Public Works(Recog)	149 490,63	-	0%
Provincial Public Works(Unrecog)	251,68	-	0%
Provincial: Education Sec21	41 873,30	70 595,47	169%
Staff	36 108,87	7 345,68	20%
Ward 17	6 859 617,77	5 084 901,14	74%
Business	2 316 412,96	2 037 220,73	88%
Domestic	1 319 410,16	882 635,89	67%
Indigents	138 099,50	19 663,32	14%
Industrial	260 898,05	226 240,24	87%
Mines	41 470,60	32 258,08	78%
Municipal	19 789,27	-	0%
National Public Works(Recog)	89 896,26	168 810,51	188%
National Public Works(Unrecog)	108 721,18	109 068,22	100%
Other	2 513 996,51	1 601 833,50	64%
Provincial Public Works(Recog)	1 092,48	-	0%
Provincial: Health	3 897,14	-	0%
Staff	45 933,66	7 170,65	16%
Ward 18	15 936 454,50	12 702 698,77	80%
Business	6 063 255,80	5 999 079,47	99%
Domestic	1 305 425,50	921 284,06	71%
Indigents	38 782,74	22 643,40	58%
Industrial	291 391,96	308 246,49	106%
Mines	1 027 914,42	700 008,79	68%
Municipal	176 947,70	-	0%
National Public Works(Recog)	87 505,10	28 345,40	32%
National Public Works(Unrecog)	412 750,35	251 697,77	61%
Other	5 887 433,89	4 467 816,29	76%
Provincial Public Works(Recog)	604 267,52	-	0%
Provincial Public Works(Unrecog)	7 158,42	-	0%
Staff	33 621,10	3 577,10	11%
Ward 19	5 492 485,67	52 615,58	1%
Business	559 598,47	-	0%
Domestic	13 551,50	-	0%
Mines	4 432 827,30	52 615,58	1%
National Public Works(Unrecog)	486 508,40	-	0%
NULL	551 795,98	1 743 769,10	316%
Business	14 908,66	3 749,00	25%

Domestic	308 109,25	1 520,16	0%
Mines	8 805,28	1 434 348,00	16290%
Municipal	6 140,70	-	0%
National Public Works(Unrecog)	3 733,81	5 009,32	134%
Other	210 098,28	299 142,62	142%

Ward 20	2 340 869,12	56 424,15	2%
Domestic	588 442,74	9 686,60	2%
Indigents	69 136,78	530,00	1%
Mines	41 272,22	400,00	1%
Municipal	3 548,76	-	0%
National Public Works(Unrecog)	12 319,12	-	0%
Other	1 549 240,95	45 807,55	3%
Provincial Public Works(Unrecog)	60 575,88	-	0%
Staff	16 332,67	-	0%

Ward 21	12 974 953,08	11 143 577,79	86%
Business	3 523 015,25	3 955 300,51	112%
Councillors	3 252,75	-	0%
Domestic	3 049 656,32	1 766 554,19	58%
Indigents	151 901,17	15 752,59	10%
Industrial	228 485,17	315 172,55	138%
Mines	734 393,18	169 735,44	23%
Municipal	34 397,47	-	0%
National Public Works(Recog)	43 290,97	1 804 898,05	4169%
National Public Works(Unrecog)	205 452,45	437 238,58	213%
Other	4 804 622,97	2 678 895,88	56%
Provincial Public Works(Recog)	29 920,16	-	0%
Provincial Public Works(Unrecog)	38 426,20	-	0%
Provincial: Education Sec21	28 159,74	-	0%
Staff	99 979,28	30,00	0%

Ward 22	10 686 581,20	6 651 233,36	62%
Business	50 058,71	40 778,32	81%
Councillors	160,76	-	0%
Domestic	277 800,66	42 861,28	15%
Indigents	74 696,90	1 346,95	2%
Mines	2 777 712,21	-	0%
Municipal	-	-	0%
National Public Works(Recog)	342,33	-	0%
National Public Works(Unrecog)	6 211 717,28	6 192 024,63	100%
Other	1 278 104,50	374 222,18	29%
Provincial Public Works(Recog)	635,33	-	0%
Provincial: Agriculture	510,00	-	0%
Staff	14 842,52	-	0%

Ward 23	1 877 529,16	167 542,99	9%
Councillors	1 470,37	-	0%
Domestic	473 256,15	43 088,22	9%
Indigents	92 184,84	2 273,23	2%
Mines	36 386,84	3 706,22	10%
Municipal	3 042,15	-	0%
National Public Works(Unrecog)	4 608,25	-	0%
Other	1 180 273,29	118 475,32	10%
Provincial Public Works(Unrecog)	29 940,63	-	0%
Staff	56 366,64	-	0%

Ward 24	3 169 788,19	2 754 593,71	87%
Business	1 083 383,43	1 982 080,73	183%
Councillors	1 540,20	-	0%
Domestic	503 458,06	240 953,98	48%
Indigents	76 188,31	5 981,80	8%
Mines	40 783,89	-	0%
Municipal	9 254,95	-	0%
National Public Works(Recog)	244,80	-	0%
National Public Works(Unrecog)	213 687,10	119 147,60	56%
Other	1 168 943,28	406 429,60	35%
Provincial Public Works(Recog)	48 846,37	-	0%
Provincial Public Works(Unrecog)	9 626,78	-	0%
Staff	13 831,02	-	0%

Ward 25	3 471 831,54	36 672,85	1%
Business	2 819,98	-	0%
Councillors	1 861,49	-	0%
Domestic	190 607,09	-	0%
Indigents	144 213,64	3 539,71	2%
Mines	2 033,26	-	0%
Municipal	2 614,75	-	0%
National Public Works(Unrecog)	606,82	-	0%
Other	3 101 442,88	33 133,14	1%
Provincial Public Works(Unrecog)	12 221,74	-	0%
Staff	13 409,89	-	0%

Ward 26	2 499 772,74	173 017,18	7%
Councillors	1 041,12	-	0%
Domestic	315 422,88	13 726,15	4%
Indigents	78 406,32	1 100,00	1%
Mines	1 335,39	-	0%
Municipal	-	-	0%

National Public Works(Unrecog)	851,09	292,04	34%
Other	2 057 522,27	157 898,99	8%
Provincial Public Works(Recog)	18 799,89	-	0%
Provincial Public Works(Unrecog)	-	-	0%
Staff	26 393,78	-	0%

Ward 27	5 536 042,17	20 218,80	0%
Business	-	-	0%
Domestic	19 739,54	20 218,80	102%
Mines	5 492 787,72	-	0%
National Public Works(Unrecog)	40,75	-	0%
Provincial Public Works(Recog)	23 474,16	-	0%

Ward 28	9 565 446,05	6 634 184,04	69%
Business	2 190 929,05	3 256 528,67	149%
Councillors	14 690,74	6 500,00	44%
Domestic	1 808 327,66	913 343,21	51%
Indigents	125 796,20	27 212,48	22%
Industrial	85 972,30	28 000,00	33%
Mines	846 385,41	374 883,28	44%
Municipal	29 250,88	-	0%
National Public Works(Recog)	1 703,91	5 557,76	326%
National Public Works(Unrecog)	323 604,54	166 580,57	51%
Other	3 900 512,10	1 791 009,67	46%
Provincial Public Works(Recog)	120 742,48	-	0%
Provincial: Education Sec21	37 797,13	57 880,97	153%
Staff	79 733,65	6 687,43	8%

MONTHLY REPORT – WARD 14

Compiled by: Abraham Brits

Date: December 2025

1. Introduction

As the year draws to a close, it is necessary to reflect on the progress—or lack thereof—made in addressing the issues raised by residents of Ward 14. Over the past twelve months, a series of monthly reports highlighting numerous service-delivery failures have been submitted to the Merafong Municipality. Regrettably, not one of these concerns has been adequately addressed, nor has any meaningful attempt been made to rectify the ongoing problems affecting our community.

2. Lack of Municipal Response

Throughout the year, residents have consistently reported challenges relating to water supply, infrastructure, sanitation, and overall municipal support. Despite continuous communication, the Municipality has shown no measurable action or commitment to resolving these matters.

It has become increasingly evident that the Merafong Council is neither interested in acknowledging residents' concerns nor willing to take responsibility for service delivery failures.

3. Political Posturing Without Outcomes

Following the ANC “Big Wig” meeting in October—where the President emphasised that mayors and councillors who have not shown progress in their areas would face consequences—the Mayor suddenly became visible at public events. These included community “games” hosted and funded by private individuals or organisations, not by the Municipality itself.

Expensive roadshows were subsequently held, but the content was largely superficial and devoid of deliverable outcomes. These events served more as public relations exercises than as platforms for addressing real municipal challenges.

Further activities and “games” were organised, accompanied by a communication campaign regarding the widespread water shortages affecting not only Ward 14 but also Kokosi, Greenspark, and Fochville. Although the communication was welcomed, it remained largely meaningless, offering no solutions and failing to restore water supply or rebuild public trust.

4. Current State of Reporting

At this stage, I no longer have “new” problems to report. The issues remain the same because the Municipality has not resolved any of them. Instead, it has repeatedly chosen to ignore the voices of its residents, much like an ostrich burying its head in the sand while pretending that the situation reflects the optimistic picture recently presented to G20 attendees.

5. Way Forward

My only hope for the coming year is that residents of Merafong will show greater resilience and, through the influence and accessibility of social media, will be better informed when making decisions in the forthcoming local municipal elections. The future of our town depends on electing leaders who listen, act, and take responsibility for restoring our community's dignity and services.

6. Conclusion

The year ends with deep concern over continued municipal failures, but with hope that collective civic action will bring about much-needed change in the year ahead.

Monthly Report – November 2025

Portfolio – Corporate Services

Member – Nadine Bouwer

- Health & Safety still a concern
- Rand Water – No further feedback was received re the possible further water restrictions as a result of the account in arrears (Ongoing issues water on/off) – Water restrictions ongoing, residents very frustrated by this at the moment and Merafong is not forthcoming
- Residents very anxious re financial/billing system that is still not operational – Reports that it would have/should have been up and running at the end of March 2024 – No other feedback re this – some are receiving correct accounts, some are not, getting the errors adjusted accordingly is very difficult for residents and time consuming – Accounts are still not correct, residents struggling to get Merafong to assist in correcting incorrect amounts i.e. overcharging on water etc, some residents are being switched off due to these incorrect errors
- Library – No feedback re maintenance/upgrades/books errors
- We are also requesting a list of all the positions filled in the last 12 months please (If this was done according the organogram, if it was approved accordingly in line with financial recovery plan)
- Swimming Pool – Needs resources & staff need appropriate training

There has not been any recent Sec80 to share

Date: 2 December 2025

Sports ground and Library

Stella de Beer

Sport:

- Some areas have electricity
- Bathrooms are still a huge concern and not user friendly
- Still waiting for the water problem to be fixed
- Security is a big issue as the fence is still down at the back and anyone can gain access into the area to vandalise it
- Illegal dumping around the sports grounds is taking place because of members are coming from Kokosi and dump what ever they want to there and that is an easy way for illegal activities to take place in and around the area and it is opposite SAVF, and this is also an easy access to the SAVF
- The security at the gate if they are there is, giving access to anyone without completing a formal register to keep record on who is entering and exiting the area
- Lights are burning too long at the rugby fields, and this must be tested for summertime that the timer can go off earlier in the evenings

Library:

- There are two permanent workers in the library
- There are no new books that can be used
- Bathrooms are still a huge issue as they do not look good, and this is not giving a good impression
- The building is an issue it's leaking when it rains and books can get rotten because of water damage
- The inside does not look good because of water damage and needs to be repainted
- A bigger space is needed as it is too small for books, shelves, students and readers
- No stationary for underprivileged kids that is in need of it when they come to the library
- Telephones in place

- Staff must undergo training if there is a fire in the library to make sure they use the right fire equipment
- Computers are outdated and the monitors are still the small monitors
- There are not any traces of an archive for old books, I would suggest that some of the offices not in use can be used for this purpose
- The library needs a revamp and new technology to assist learners in our town to make a difference in their daily lives and to make their work easier
- Staff must also undergo training for in a case of ambushing what to do and who to phone especially if there are learners in the library and how to protect them
- Security measures must be put in place for the staff and learners as safety comes first

Concern:

The supervisor of the swimming pool is giving the children permission to get water from the swimming pool and there was a hosepipe in the swimming pool to fill it up on the 14th September while ward 14 is having a water crises